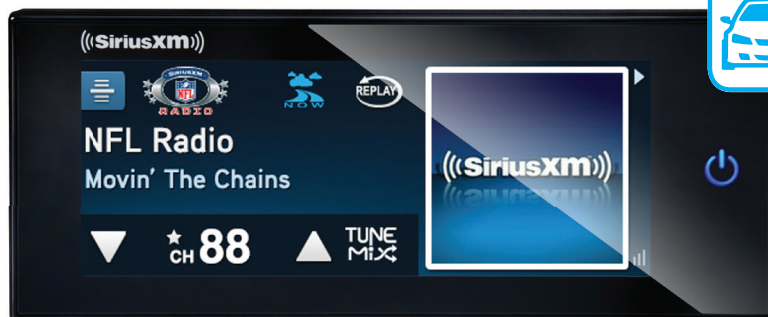


Commander Touch Vehicle Radio

Model #: SXVCT1

commander TOUCH™

Full-Color, Touchscreen
Dash-Mounted Radio.



FEATURES - Built for the Pro, Designed for Custom Installation.

- Enjoy SiriusXM through your vehicle's in-dash audio system* with controls on the color touchscreen display
- Compact touchscreen controller (4" W x 2.22" H), mounts directly to your dash, and the tuner hides discreetly behind the dash for a fully integrated look with no/minimal visible wires
- Full-color display with album art, artist name, song title, channel logos and program information
- Pause, Rewind and Replay live Satellite Radio
- Automatically start songs from the beginning on your favorite channels with TuneStart™
- Use TuneMix™ to hear a mix of songs from your favorite channels
- Keep moving with the most current updates using Traffic & Weather Now™
- Connects to any radio with either an AUX input or FM connection
- Commander Touch can easily be updated by a USB flash drive (not included) to add new features and capabilities as they become available. Please visit www.siriusxm.com/commandertouch for more information


Offer For Your Customer

PURCHASE THIS ELIGIBLE RADIO

**3 MONTHS
FREE SERVICE**

Minimum SiriusXM subscription and credit card required. See Offer Details at www.siriusxm.com/nevermissabeat.

\$70 VALUE INCLUDES STREAMING & ACTIVATION



Works on the XM Network. Professional installation recommended. See reverse side for details.

*Requires FM radio. If your vehicle has an Auxiliary Input, use the included AUX Audio Cable for best performance. Will also work with cassette adapter (sold separately).

**Access to Xtra Channels depends on subscription package. SiriusXM subscriptions are sold separately and are continuous until you call to cancel.

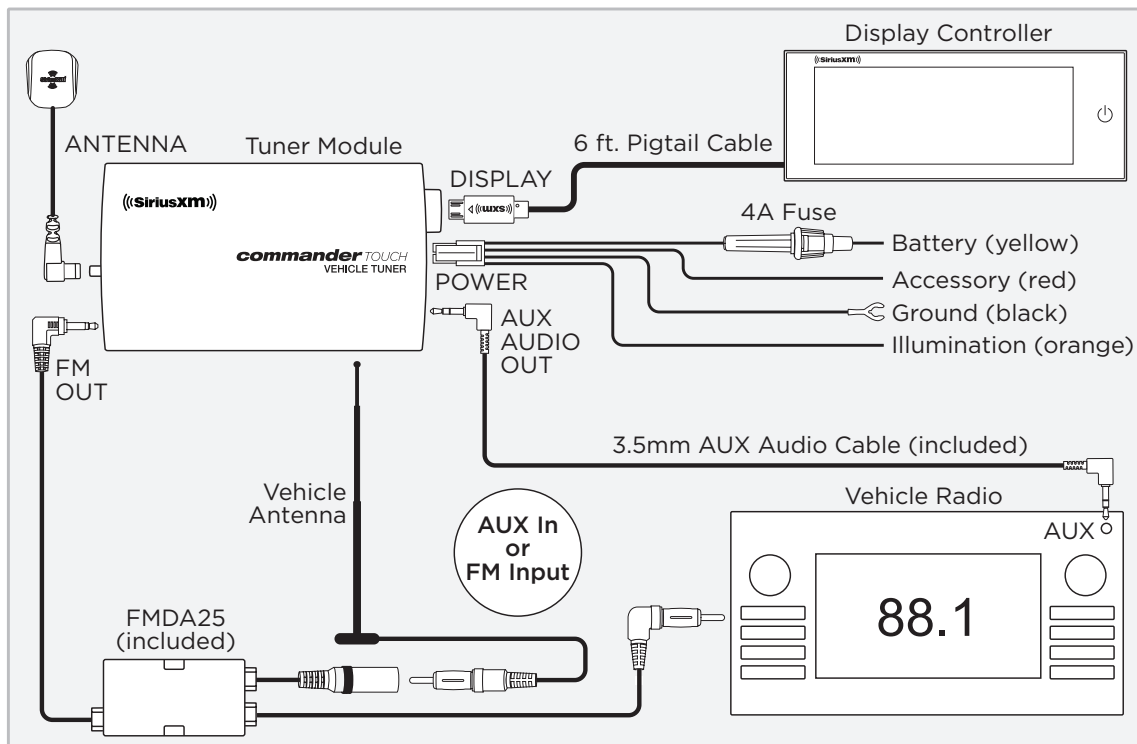
See SiriusXM Customer Agreement for complete terms at siriusxm.com. See bottom panel of package for important notices and safety information.

© 2015 Sirius XM Radio Inc. Sirius, XM and all related marks and logos are trademarks of Sirius XM Radio Inc. All other marks, channel names and logos are the property of their respective owners. All rights reserved

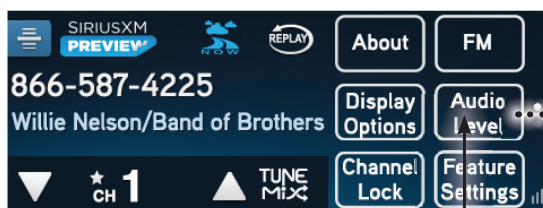
Commander Touch Vehicle Radio

Model #: SXVCT1

WIRING DIAGRAM



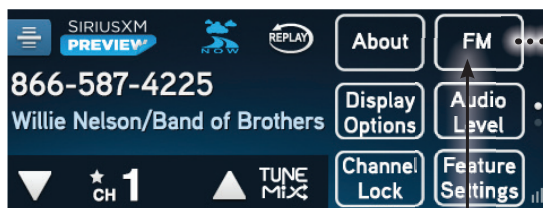
ON SCREEN AUDIO SETUP



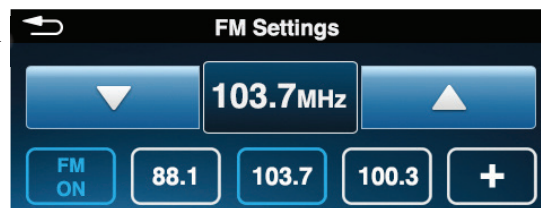
Swipe left or right to Settings page and tap **Audio Level**



Tap **Audio Output Level** and then adjust the audio output level



Swipe left or right to Settings page and tap **FM**



Change the FM Channel

CUSTOMER ACTIVATION

Once installation is complete, make sure your customer activates their radio with an All Access programming package to be eligible to get 3 months free service. Instruct the customers to visit www.siriusxm.com/activatenow for a step-by-step online activation and account setup or call one of our customer specialists to activate at (866) 587-4225 and mention "Never Miss a Beat."

*Requires FM radio. If your vehicle has an Auxiliary Input, use the included AUX Audio Cable for best performance. Will also work with cassette adapter (sold separately).

**Access to Xtra Channels depends on subscription package. SiriusXM subscriptions are sold separately and are continuous until you call to cancel.

See **SiriusXM Customer Agreement** for complete terms at siriusxm.com. See bottom panel of package for important notices and safety information.

© 2015 Sirius XM Radio Inc. Sirius, XM and all related marks and logos are trademarks of Sirius XM Radio Inc. All other marks, channel names and logos are the property of their respective owners. All rights reserved